

HooToo

HooToo iPlugmate USB Drive

ONLINE GUIDE

Model NO.: HT-IM003

Thank you for choosing the HooToo iPlugmate USB Drive. Please follow this guide to get started.



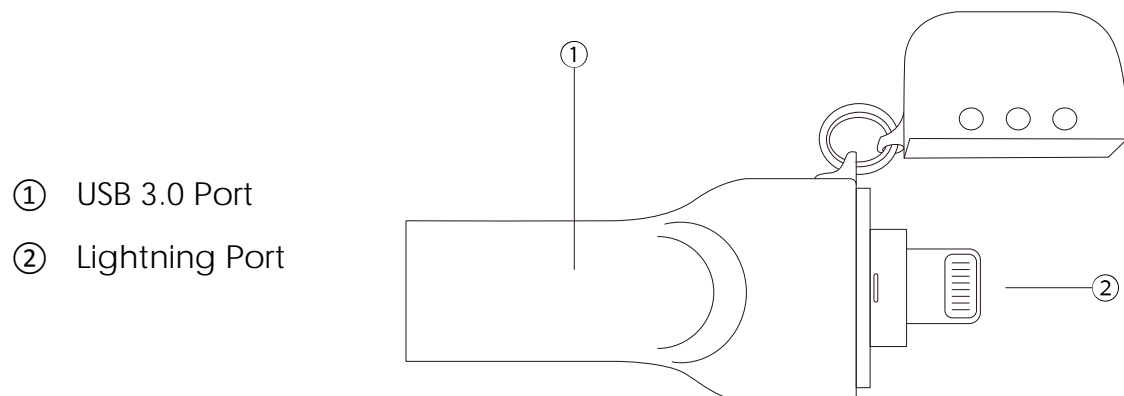
Scan the QR code to view the Online User Guide.



Features

1. Apple MFi certified, 100% compatible with iPhone and iPad.
2. USB 3.0 and Lightning dual-port design, plug and play with Apple Lightning devices and computer/laptops.
3. Easily share photos, videos, and media files between Apple devices and your PC without using iTunes.
4. Free iPlugmate app for iOS devices, supports instant previewing, file copying/pasting, photo/video sharing.
5. Modern design, sleek and portable, perfect for business and travel.

Product Diagram



Specifications

Capacity	64 GB
Port	1 x USB 3.0 Port 1 x Lightning Port
Lightning Port Speed	Read: 10 - 30 MB/s, Write: 7 - 10 MB/s
USB 3.0 Port Speed	Read: 30 - 80 MB/s, Write: 10 - 30 MB/s
File Format	FAT32, exFAT
Media Formats Supported	Image: bmp, gif, jpg, tif, png Music: aac, aiff, caf, mp3, wav Video: avi, divx, flv, m4v, mkv, mov, mp4, mpg, rm, rmvb, ts, vob, wmv, 3gp Document: doc, docx, ppt, pptx, xls, xlsx, key, numbers, pages, pdf, html, txt, rtf
Device Support	iPhone, iPad (iOS 7.1 or higher)
Computer OS Support	Mac OS X v10.6+ Linux Windows Vista®, Windows 7, Windows 8, Windows 10
Outer Material	Aluminum Alloy, Plastic
Color	Silver
Dimension (L x W x H)	51.2 x 19.5 x 7.5mm / 2.02x 0.77 x 0.3 in
Weight	10.2g / 0.36 oz

App Installation

When connecting the iPlugmate Flash Drive for the first time, open your phone's Safari browser and the app installation reminder will automatically pop up. You can also download the iPlugmate app from the Apple App Store. Just search for "iPlugmate".

Browsing Photos/Videos/Music Files

1. Once installed, open the iPlugmate app. (Figure 1)

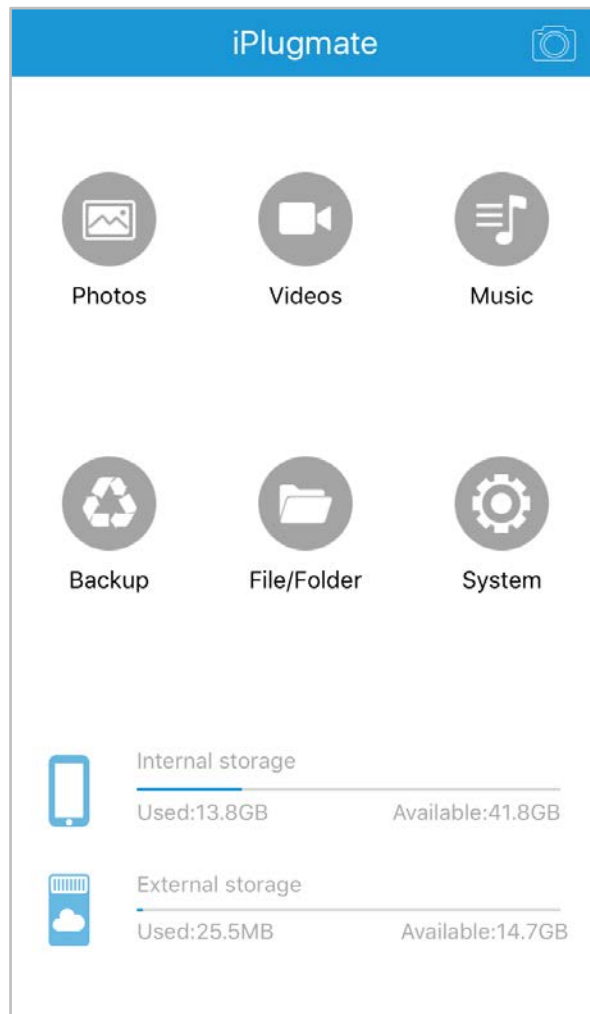


Figure 1

2. To browse photos/videos/music files stored on either the iPlugmate USB drive or the connected Apple device, tap on the respective icon on the top row (Figure 1) and then tap on either the USB drive icon or the device icon at the bottom. (Figure 2)

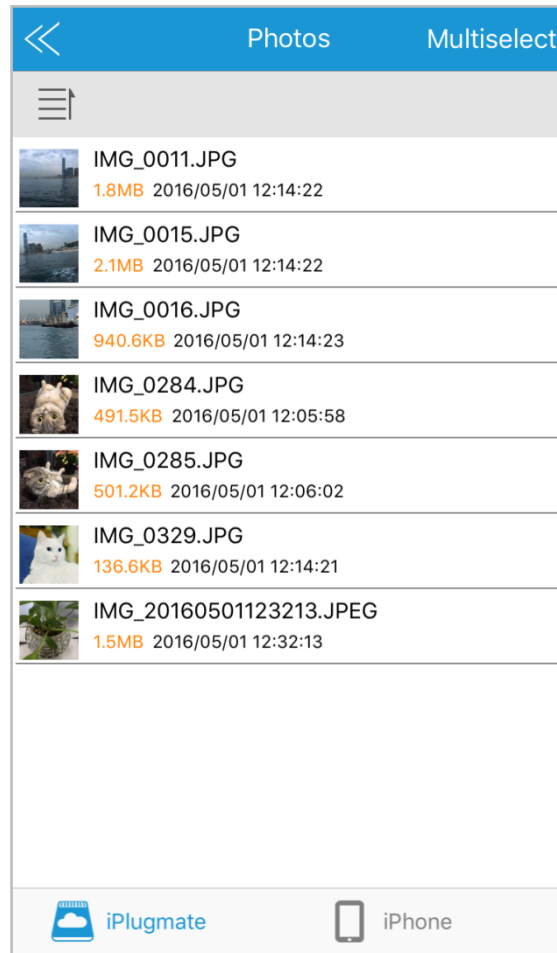


Figure 2

- Tap on the file option icon on the top left corner to set file viewing and arrangement options. (Figure 3)

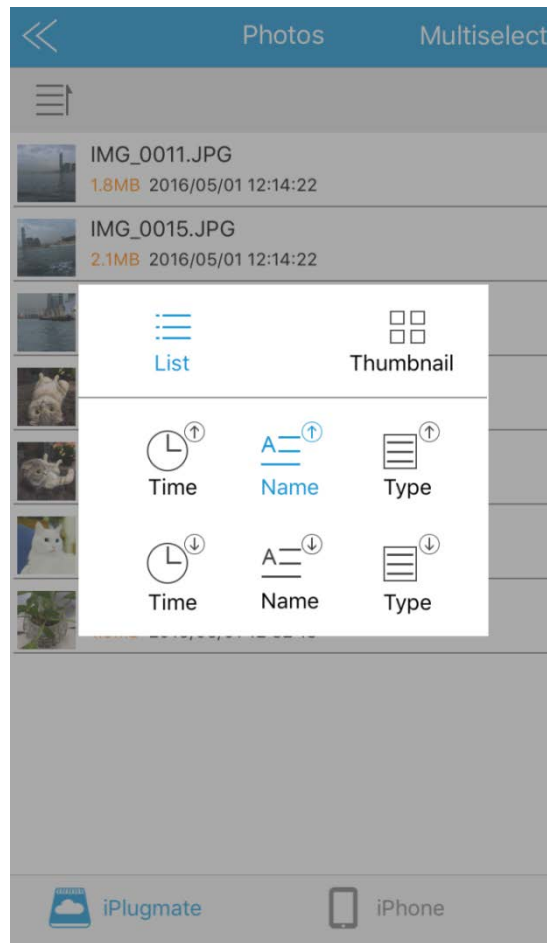



Figure 3

Please Note:

- The iPlugmate app comes with a built-in media player to support all major video formats.
- The iPlugmate USB Drive can only access audio files downloaded through the iTunes. It does not support music files downloaded from third party sources.
- Tap the  sharing icon to share photos, videos and documents. You can also copy, print, save photos, videos, and documents, as shown by Figure 4.

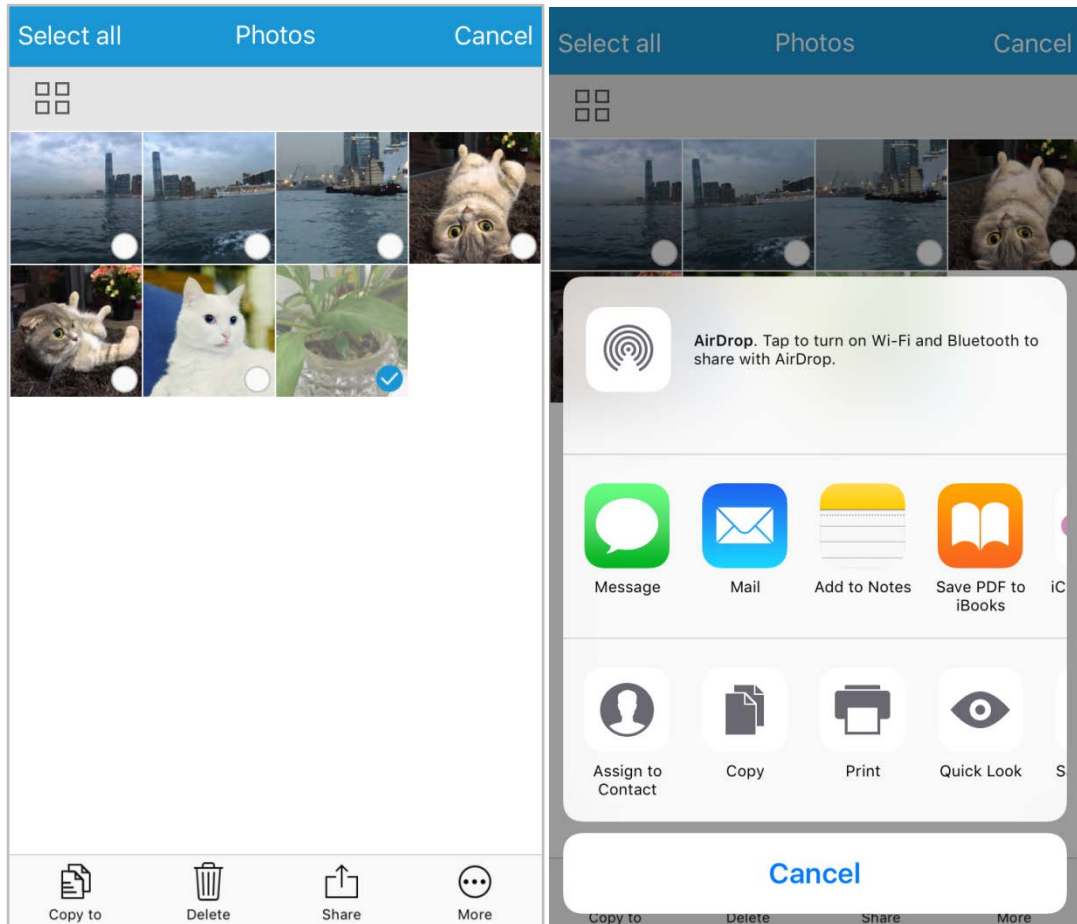



Figure 4

- Tap on  the More button to transfer or rename files, photos, videos, and documents between the USB drive and an Apple device. (Figure 5)

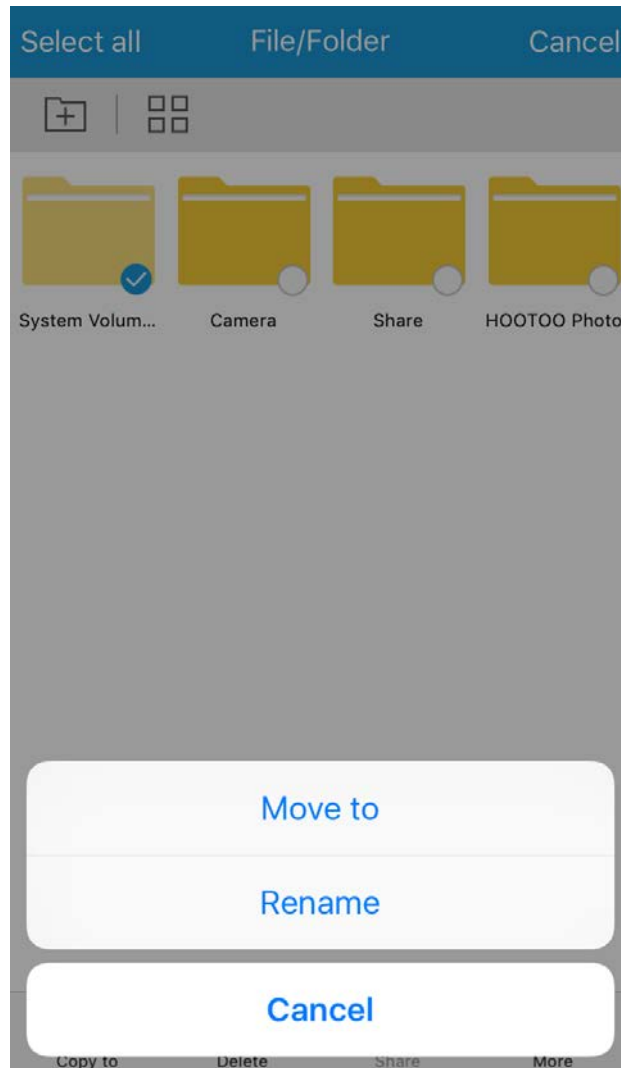



Figure 5

Take a picture or video and save in the iPlugmate

Tap on the  Camera icon to take a picture or video. The pictures and the videos will be saved in the iPlugmate USB Drive. You can also view pictures and videos taken by this way, as shown in Figure 6.

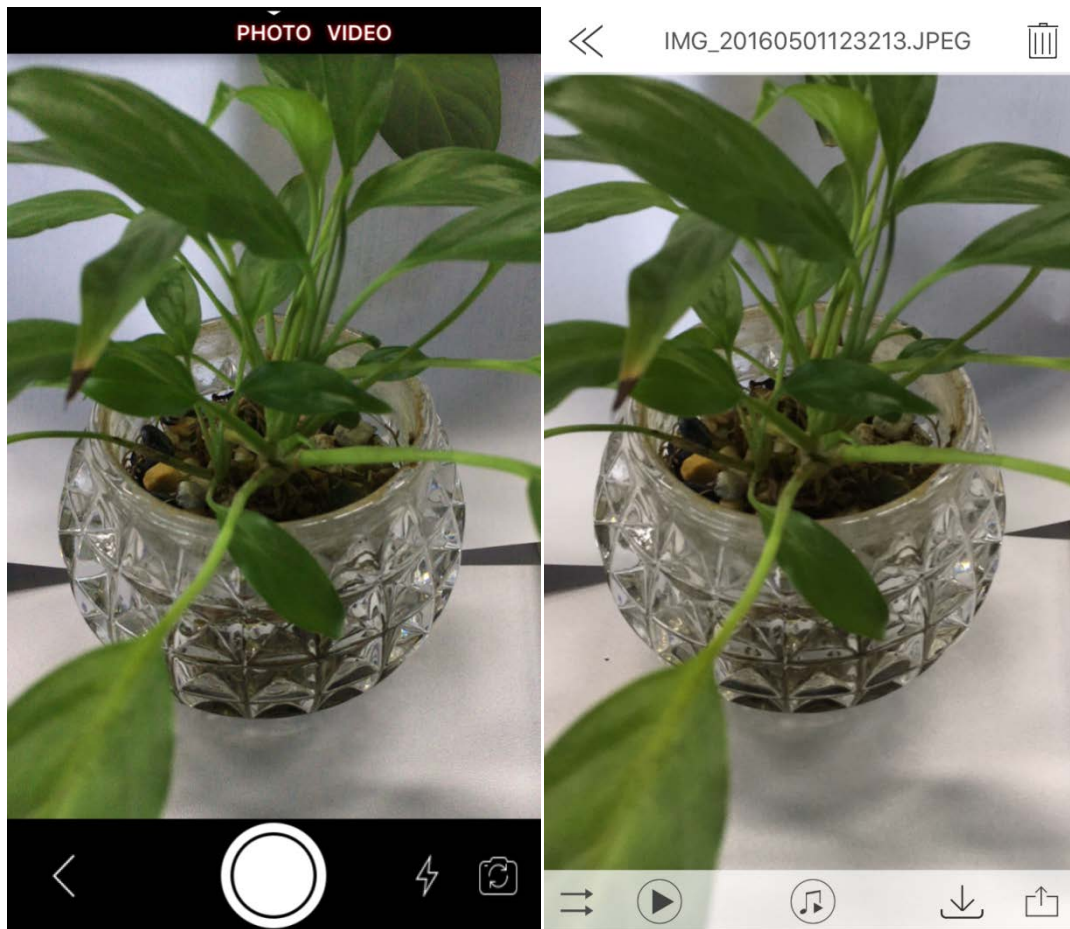


Figure 6

Backup

From the main interface of the app, tap on the “Backup” icon to backup all files (including photos, videos, music, the app installation file, and documents) from the Apple device to the iPlugmate USB Drive. You can backup your contact information too. (Figure 7)




Figure 7

File Folder

Tap on the "File/Folder" icon to browse all of the files stored on the iPlugmate drive or the Apple device. Tap on any of the folders to show its content.

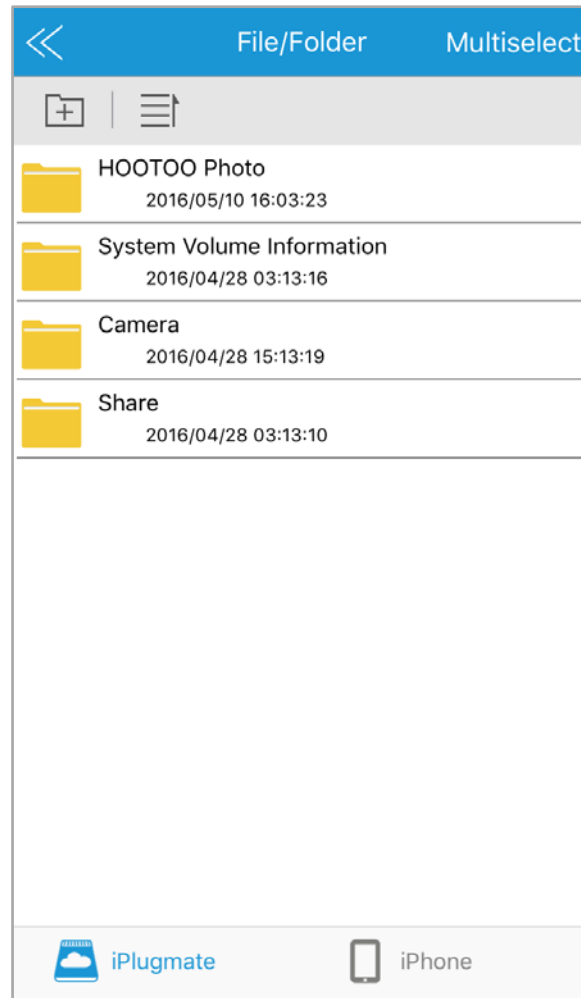


Figure 8

System Information

From the main app interface, tap on the "System" icon to browse the app cache size, language, privacy, and app version information.

(Figure 9)

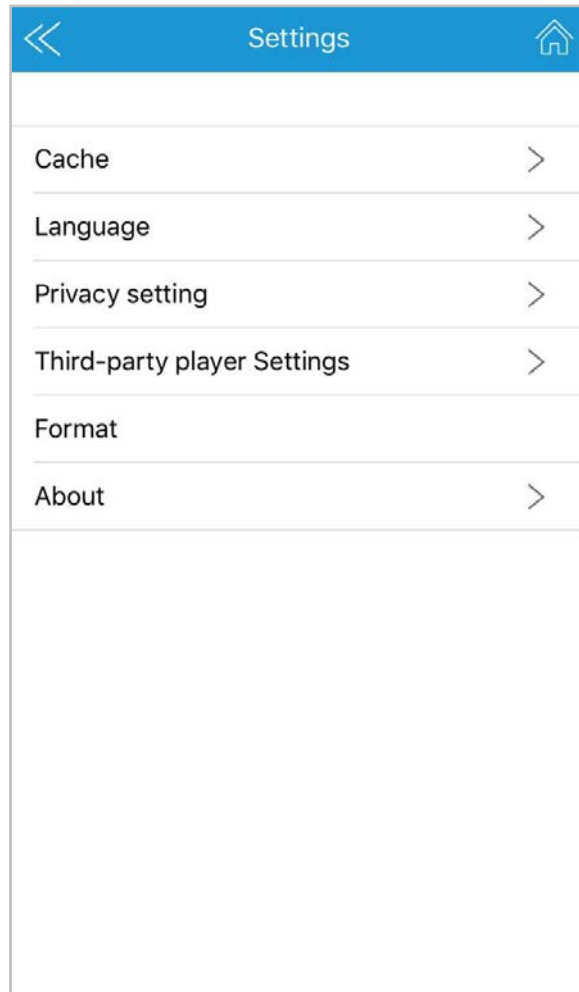


Figure 9

Please Note:

- When you activate the USB drive encryption, you need to input the password before you use the iPlugmate.
- Before using USB disk on your computer, please turn off the U disk encryption.

FAQ

Q: Why can't my device read the USB drive when it's plugged in?

A: You must install the "iPlugmate" app on your device first before using the USB drive.

Q: Can I use the iPlugmate drive with my iPhone 4/4s?

A: You can use it with your iPhone 4/4s if you use a lightning adapter and also if you update your iOS to version 7.1 or above.

Q: Can I use the iPlugmate drive disk space for installing apps?

A: The USB drive is for transferring files only. You cannot install apps with it.

Warranty

HooToo products are covered by a 12 month limited warranty from the date of its original purchase. If any problems occur, please contact our support team.

We can only provide after sales service for products that are sold by HooToo or HooToo authorized retailers and distributors. If you have purchased your unit from a different place, please contact your seller for return and warranty issues.

Support

For technical support and customer service, please contact us by email at **support@hootoo.com**.

Or call us on: 1-888-456-8468 ext: 4 (10:00 -17:30 PST, Monday-Friday)
US ONLY.

For more information, please visit our website: **www.hootoo.com**.



NORTH AMERICA

E-mail: support@hootoo.com (US)
support.ca@hootoo.com(CA)
Tel: 1-888-456-8468
Tech Support: 408-627-7503
(Monday-Friday: 9:00 – 17:00 PST)
Address: 46724 Lakeview Blvd, Fremont, CA 94538

EUROPEAN UNION

E-mail: support.uk@hootoo.com (UK)
support.de@hootoo.com (DE)
support.fr@hootoo.com (FR)
support.es@hootoo.com (ES)
support.it@hootoo.com (IT)
EU Importer: ZBT International Trading GmbH,
Lederstr 21a, 22525 Hamburg, Deutschland

ASIA PACIFIC

E-mail: support.jp@hootoo.com (JP)

www.hootoo.com



FCC Compliance

This device complies with Part 15 of the FCC Rules. Operation is subject to the following two conditions: (1) this device may not cause harmful interference, and (2) this device must withstand any interference received, including interference that may cause undesired operation.