



PLANTRONICS.
SOUND INNOVATION™

**Ruggedized
Headsets**
USER GUIDE



Welcome to Hands-Free Communications from Plantronics

To obtain the maximum performance from your headset, please read the important information contained in this manual. It will help you become more familiar with the features and functions of the headset and its usage.

All SHR headset models are equipped with either electret or dynamic noise cancelling microphones. They provide a reduction in transmitted background noise of approximately 80% (about 18 dB).

On the circumaural models, the earcups provide approximately 22 dB of noise reduction on the covered ear.

IF YOU HAVE ANY QUESTIONS, PLEASE CALL PLANTRONICS:
1-800-544-4660



Adjusting the Headband

1. Position the foam cushion(s) over the center(s) of your ear(s).

To adjust the headband, lengthen or shorten the band until it is most comfortable for you. The “clickstop” adjustment will keep the headband in that position. (Refer to Figure A)

2. On models with a stabilizer T-bar (only one ear cushion), position the T-bar above your ear.

3. On Behind-the-Head models, gently bend the earhooks until it is most comfortable for you. Adjust rubber headband strap to fit.



Figure A

Adjusting the Microphone

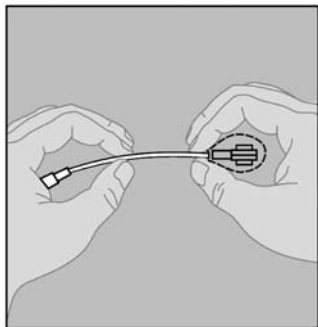


Figure B

1. To adjust the boom, carefully shape it with both hands as shown. (Refer to Figure B)
2. Do not bend or twist the boom within 1/2" of the microphone or capsule.
3. Avoid repeated twisting of the boom.
4. Position the microphone approximately 1/2" from your face at the front corner of your mouth.
5. The microphone is covered by a protective windscreen which enhances the performance of the microphone.

6. Make certain to speak into the front of the microphone. You may need to rotate the microphone in order to position the front of the microphone toward your lips. Speak into the side marked TALK. If this marking is obscured by the windscreen, temporarily remove it in order to determine which side is the front of the microphone. (Refer to Figure C)

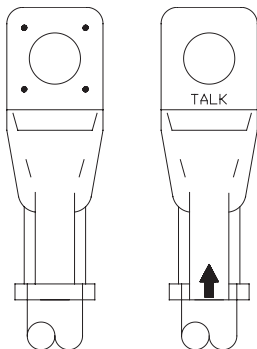


Figure C

7. Do not force the microphone arm beyond its limits.

Quick Disconnect™

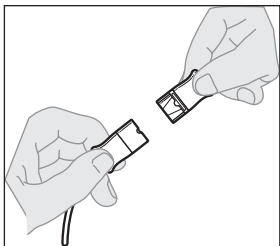


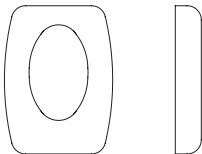
Figure D

Many models are fitted with Plantronics Quick Disconnect (QD) cables which allow the user to easily detach the headset from the interface cable and/or amplifier assembly. (Other terminations are available upon request).

1. Before attempting to use your headset, be sure that the two Quick Disconnect cables are connected.
2. To disconnect, grasp the Quick Disconnect as shown and pull straight apart. (Refer to Figure D)

Supplies & Accessories sold separately

**Ear Cushions
for Ear Cup Headsets**
(SHR 2083 and similar)
P/N: 90216-01



**Windscreens, Microphone,
for BTH Headsets**
(SHR 2379 and similar)
P/N: 90227-01



**Windscreens, Microphone,
for Ear Cup Headsets**
(SHR 2083 and similar)
P/N: 90227-02



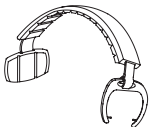
**Cushion, Speaker Cover,
for BTH Headsets**
(SHR 2379 and similar)
P/N: 90228-01



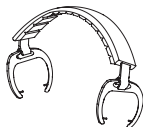
**Headband Arm Pad,
for Monaural
Ear Cup Headsets**
(SHR 2082 and similar)
P/N: 90185-06



**Headband, Monaural,
for Ear Cup Headsets**
(SHR 2082 and similar)
P/N: 90185-02



**Headband, Binaural,
for Ear Cup Headsets**
(SHR 2083 and similar)
P/N: 90185-03



LIMITED WARRANTY

This warranty covers defects in materials and workmanship of Commercial Products manufactured, sold or certified by Plantronics which were purchased and used in the United States and Canada.

This warranty lasts for one year from the date of purchase of the Products.

This warranty extends to you only if you are the end user with the original purchase receipt.

We will, at our option, repair or replace the Products that do not conform to the warranty. We may use functionally equivalent reconditioned/refurbished/remanufactured/pre-owned or new Products or parts.

To obtain service in the U.S. contact Plantronics at 800-544-4660 and in Canada call 800-540-8363. If you need additional information, please contact our service centers at the numbers provided.

THIS IS PLANTRONICS COMPLETE WARRANTY FOR THE PRODUCTS.

This warranty gives you specific legal rights, and you may also have other rights which vary from state to state or province to province. Please contact your dealer or our service center for the full details of our limited warranty, including items not covered by this limited warranty.

Plantronics, Inc.
345 Encinal
Santa Cruz, CA 95060
United States
Tel: 800-544-4660
Tel: 831-426-5858
www.plantronics.com

© 2008 Plantronics, Inc. All rights reserved.
Plantronics, the logo design, Sound
Innovations, and Quick Disconnect are
trademarks or registered trademarks of
Plantronics, Inc.
Printed in U.S.A. 80392-01 (07.08)