



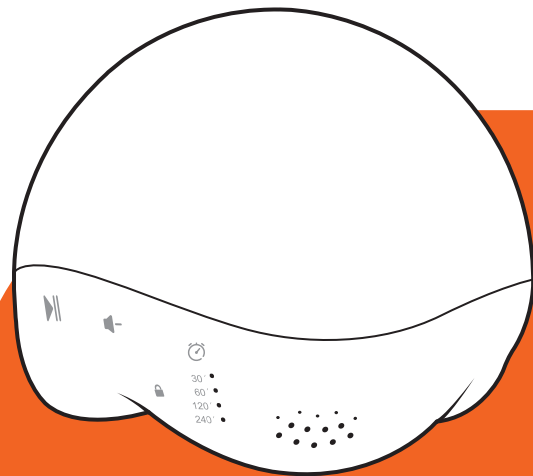
TAOTRONICS **SMART NURSERY LIGHT**

TT-CL023

TAOTRONICS

Questions or Concerns?

support@taotronics.com

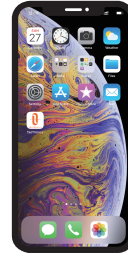


User Manual

CONTENTS

TAOTRONICS SMART NURSERY LIGHT

- 01** | IMPORTANT SAFETY INSTRUCTIONS
- 03** | KNOWING YOUR SMART NURSERY LIGHT
- 05** | USING YOUR SMART NURSERY LIGHT
- 08** | SMART CONTROLLING VIA APP
- 13** | CLEANING AND MAINTENANCE
- 15** | TROUBLESHOOTING GUIDE
- 18** | WARRANTY AND SERVICE



Download TaoTronics App

TaoTronics App allows you to control and customize your controls for Smart Nursery Light via your smart device. Search for the latest TaoTronics app on the **Apple App Store or Google Play.**

THANK YOU

FOR BEING OUR CUSTOMER



Your purchase is truly appreciated!
We hope you are over-the-moon with our product!

IMPORTANT SAFETY INSTRUCTIONS

READ AND FOLLOW ALL SAFETY INFORMATION AND INSTRUCTIONS. KEEP FOR FUTURE REFERENCE.

When using an electrical appliance, basic precautions should always be followed, including the following:



THIS IS AN ELECTRIC LAMP - NOT A TOY!

TO AVOID RISK OF FIRE, BURNS, PERSONAL INJURY AND ELECTRIC SHOCK IT SHOULD NOT BE PLAYED WITH OR PLACED WHERE SMALL CHILDREN CAN REACH IT

**FOR HOUSEHOLD USE ONLY
READ AND SAVE THESE INSTRUCTIONS**



To ensure correct and safe installation, usage and functioning of the product, always follow these instructions carefully and keep for future reference.



Use **ONLY** the provided USB-C cable and AC power adapter. For enough brightness, ensure an input power of more than 5V ~1.5A.



The luminaire cannot be replaced, please do not dismantle or modify by yourself. Otherwise it will be deemed as waiver of warranty.



DO NOT place or operate near extreme heat sources, moisture, or corrosive substances.



DO NOT operate any light with a damaged cord or after malfunction occurs, or damaged in any manner.



DO NOT remove the power plug with wet hands as it may cause electrical shock.



Always unplug the light prior to installation, maintenance or carrying out any repair activities.

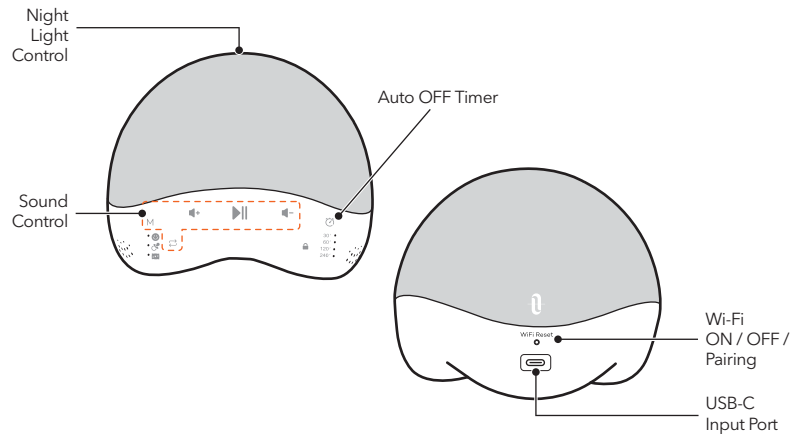


Follow local regulations regarding disposal or recycling of the device and components.



If you have any product problems during use, please contact the Customer Support at support@taotronics.com

KNOWING YOUR SMART NURSERY LIGHT



Model	TT-CL023
Input	100-240V~50/60HZ DC 5V $\bar{\text{---}}$ 1.5A
Power	Light 3.8W, Speaker 3W
Supported Wi-Fi Protocol	IEEE 802.11 b/g/n 2.4GHz
Supported OS	Android 5.0 or higher iOS 9.0 or higher
Lumens	125lm \pm 10%
Color Temperature	2700K
CRI	\geq 80
Operating Temperature	-10°C ~ 40°C
Lifespan	25000 Hours

01



USING YOUR SMART NURSERY LIGHT

02




Control and Functions

All of the controls can be customized in the TaoTronics App.

 Press Once  Long Press




Sound Mode

-  Repeatedly press to cycle through 3 Sound Modes: Nature -> Animal -> Sleep.




Sound Selection

-  Repeatedly press to cycle through Sounds in each mode: 10 Nature sounds / 7 Animal sounds / 8 Sleep sounds.





Play / Pause

-  Short press to Play or Pause.



Volume Up / Down

-  Short press to control Volume by step (16 Levels).
-  Press and hold to control Volume steplessly.



Night Light Control

- **Turn ON/OFF:**
Short press to turn ON/OFF Night Light.
- 2s ● **Brightness Control:**
Press and hold to adjust Brightness steplessly.



Auto OFF Timer

- **Turn ON:**
 - Repeatedly press to cycle through 30 -> 60 -> 120 -> 240 -> timer OFF.
 - When time is up, all sounds, night light and indicators will turn off.
- 2s ● **Cancel:**
Press and hold to cancel auto OFF timer. Timer indicator will turn off.



Wi-Fi Connection

- **Turn ON/OFF:**
Short press to turn ON/OFF Wi-Fi.
- **Pairing:**
Once turned on, press and hold until the indicator flashes blue to bring into pairing mode.
 - Flashes blue --- Pairing
 - Solid red ----- Connection failed / Offline
 - Solid blue ----- Connected

SMART CONTROLLING VIA APP

03



Connecting with Smart Device




Make sure your device is connected to a secure 2.4GHz network.



Download "TaoTronics" App from the Apple App Store and install.

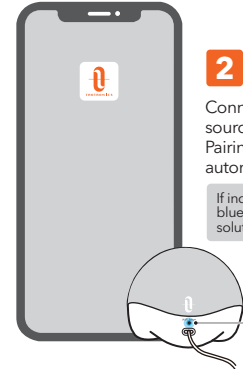


Download "TaoTronics" App from the Google Play Store and install.



1

Open App, tap "Register" to create a new account or log in with the existing account.

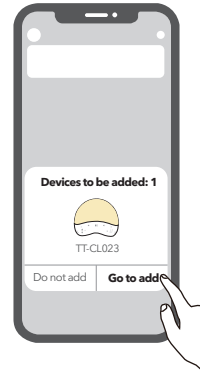


2

Connect to a power source. It will enter Pairing Mode automatically.

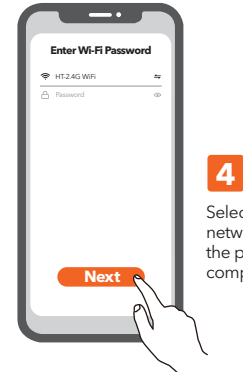
If indicator does not flash blue, refer to FAQ for solutions.

flashes blue



3

Follow the on-screen instructions to add your light.

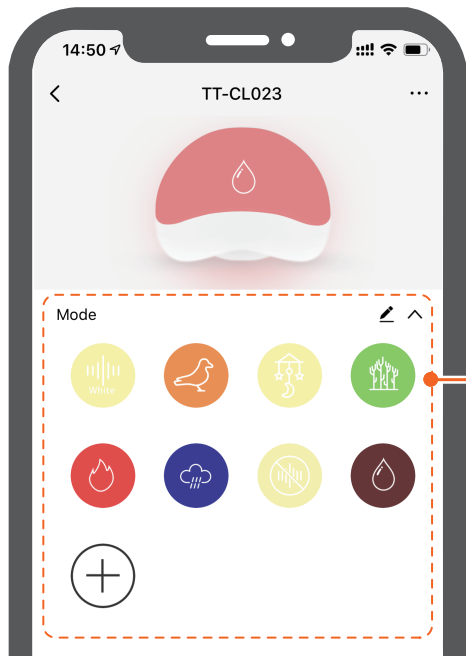


4

Select 2.4GHz Wi-Fi network and enter the password to complete connection.

Controlling via TaoTronics App

TaoTronics App allows you to control and customize your controls for Smart Nursery Light via your smart device.

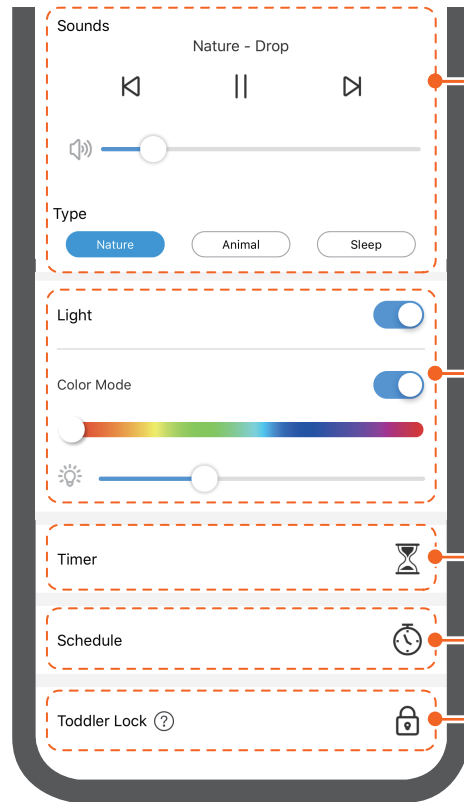


7 Default Modes

Select from the 7 modes with default settings for light and sound.

5 Customized Modes

Add your customized settings for light and sound (up to 5 modes).



Sound Control

Play / Pause, Previous / Next Track, Volume Up / Down.

3 Sound Modes

10 Nature sounds / 7 Animal sounds / 8 Sleep sounds

Color Mode & Brightness Control

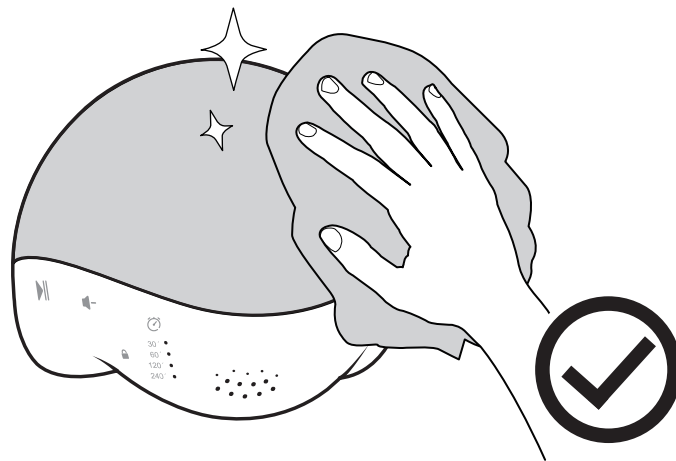
Slide to adjust Color Mode and brightness.

Auto OFF Timer

Set Up Schedule

Child Lock ON / OFF

CLEANING AND MAINTENANCE



Wipe with a dry cloth to clean and get rid of dust on a regular basis.

04



Do not immerse in water or liquids.



Avoid contact with sharp objects and strong chemicals.



The nursery light shall not be collided or crushed.



When not in use for a long period of time, it is recommended to store in a cool, dry location.

TROUBLE- SHOOTING GUIDE

05



Related to App / Connectivity

Cannot enter Pairing Mode (Wi-Fi indicator does not flash blue).

Cannot receive the Verification Code?

Cannot connect Wi-Fi network/ Wi-Fi connection unstable.

Cannot connect my light to TaoTronics APP?

Can I control the light without using the APP?

• Indicator in Red:

Press and hold the Wi-Fi button until it flashes blue to manually enter Pairing Mode.

• Indicator OFF:

Short press the Wi-Fi button to turn on, it will enter Pairing Mode automatically.

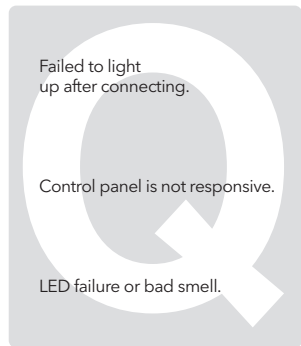
- Make sure you have entered a correct Email address for sign up.
- Check if the Email is blocked in the blacklist.
- If still failed to receive after several attempts, please contact TaoTronics Customer Support.

- Make sure your smart device is connected to a secure 2.4GHz network.
- Make sure you have entered a correct Wi-Fi password.
- Place the light within the signal coverage of the router.
- Avoid obstacles such as metal doors and windows, multiple walls, etc.

- Make sure your phone and light are connected to the same and secure 2.4GHz Wi-Fi network.
- Follow the steps in "Connecting with Smart Device" to try again.

Yes, the App is for extra features. The light works perfectly fine without connecting to a smartphone.

Related to the Nursery Light



Failed to light up after connecting.

Control panel is not responsive.

LED failure or bad smell.

- Make sure the light is connected to an appropriate electrical outlet.
- Check if the light is turned on.

- Operate with dry hands.
- Disconnect the power adapter to restart the light.

Please contact TaoTronics Customer Support.

THE FOLLOWING TROUBLESHOOTING GUIDE ADDRESSES THE MOST COMMON PROBLEMS.
IF PROBLEMS PERSIST, CONTACT THE CUSTOMER SUPPORT AT

support@taotronics.com



WARRANTY AND SERVICE

Thanks for choosing TaoTronics Smart Nursery Light.

This product is covered with TaoTronics product and labor warranty for 12 months from the date of its original purchase.

The warranty will not apply in cases of:

- Accident, misuse, or repairs performed by unauthorized personnel.
- Any unit that has been tampered with or used for commercial purpose.
- Normal wear and tear of wearable parts.
- Use of force, damage caused by external influences.
- Damage caused by non-observance of the User Manual, e.g. connection to an unsuitable mains supply or non-compliance with the instructions.
- Partially or completely dismantled appliances.
- Defects caused by or resulting from damages from shipping or from repairs, service, or alteration to the product or any of its parts that have been performed by a repair person not authorized by TaoTronics.

We can only provide after sales service for products that are sold by TaoTronics or TaoTronics authorized retailers and distributors. If you have purchased your unit from a different place, please contact your seller for return and warranty issues.

※ **Please have your invoice and order ID ready before contacting Customer Support.**

FCC Compliance

NOTE: This equipment has been tested and found to comply with the limits for a Class B digital device, pursuant to Part 15 of the FCC Rules. These limits are designed to provide reasonable protection against harmful interference in a residential installation. This equipment generates uses and can radiate radio frequency energy and, if not installed and used in accordance with the instructions, may cause harmful interference to radio communications. However, there is no guarantee that interference will not occur in a particular installation. If this equipment does cause harmful interference to radio or television reception, which can be determined by turning the equipment off and on, the user is encouraged to try to correct the interference by one or more of the following measures:

- Reorient or relocate the receiving antenna.
- Increase the separation between the equipment and receiver.
- Connect the equipment into an outlet on a circuit different from that to which the receiver is connected.
- Consult the dealer or an experienced radio/TV technician for help

Any changes or modifications not expressly approved by the party responsible for compliance could void the user's authority to operate the equipment.

Note: The manufacturer is not responsible for any radio or TV interference caused by unauthorized modifications to this equipment. Such modifications could void the user's authority to operate the equipment.

This device complies with Part 15 of the FCC Rules. Operation is subject to the following two conditions: (1) This device may not cause harmful interference, and (2) This device must accept any interference received, including interference that may cause undesired operation.



support@taotronics.com



www.taotronics.com



Manufacturer: Shenzhen NearbyExpress Technology Development Co.,Ltd.
Address: Floor 7, Building E, Galaxy World Phase II, Shenzhen, China



MADE IN CHINA

尺寸：120*120mm

装订成册

材质：整本128克铜版纸 封面封底过哑膜